

**COOK COUNTY SCHOOL DISTRICT 68**  
 Skokie, Illinois

Item 6a  
 Page 1

**Regular Board Meeting – April 20, 2010**

**SUBJECT: 2009-10 SALARY AND STAFF INFORMATION**

1. Total full-time equivalent certified employees	141.88
2. Total scheduled salaries for certified employees	\$9,719,090
3. Mean full-time equivalent scheduled salary (#2 / #1)	\$68,502
4. Median full-time equivalent scheduled salary	\$61,651
5. Teacher stipends for leadership and extra responsibilities	\$201,745
6. Total including stipends (#2 + #5)	\$9,920,835
7. Mean full-time equivalent total salary (#6 / #1)	\$69,924
8. Base salary range for full time teachers	\$45,001 - \$108,902

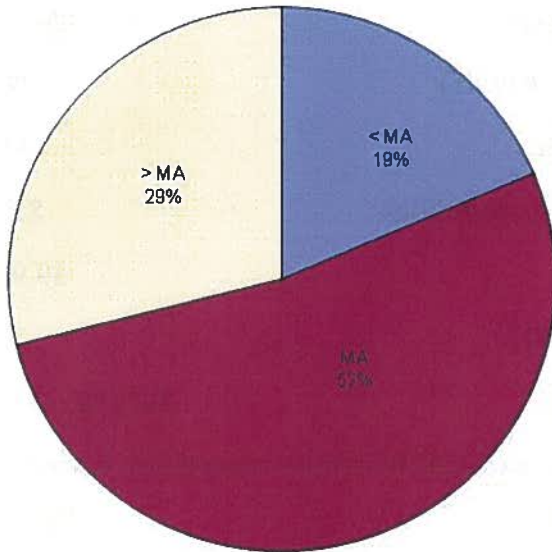
Excludes Psychologists, Dean and Administrators; excludes retirement recognition payments

**YEARS OF TEACHER EXPERIENCE IN RELATION TO SALARY CLASSIFICATION**

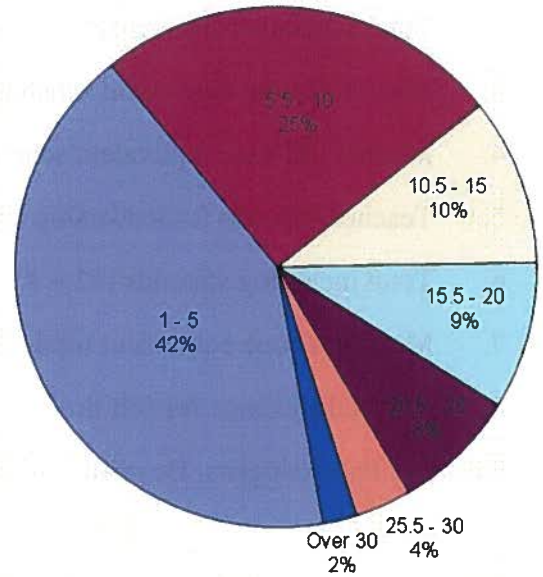
Experience	BA	BA+16	MA	MA+8	MA+16	MA+24	MA+32	PhD	Total	%
1 - 5	20.16	1.50	33.77	2.00	0.00	2.00	0.00	0.00	59.43	41.9%
5.5 - 10	3.73	1.00	23.00	2.00	4.00	2.00	0.00	0.00	35.73	25.2%
10.5 - 15	0.00	0.00	7.72	4.00	1.00	0.00	2.00	0.00	14.72	10.4%
15.5 - 20	0.00	0.00	5.00	2.00	0.00	2.00	4.00	0.00	13.00	9.2%
20.5 - 25	0.00	0.00	3.00	3.00	0.00	2.00	3.00	0.00	11.00	7.8%
25.5 - 30	0.00	0.00	1.00	0.00	0.00	0.00	4.00	0.00	5.00	3.5%
Over 30	0.00	0.00	1.00	0.00	1.00	0.00	0.00	1.00	3.00	2.1%
<b>Total</b>	<b>23.89</b>	<b>2.50</b>	<b>74.49</b>	<b>13.00</b>	<b>6.00</b>	<b>8.00</b>	<b>13.00</b>	<b>1.00</b>	<b>141.88</b>	<b>100.0%</b>
<b>% of Total</b>	<b>16.8%</b>	<b>1.8%</b>	<b>52.5%</b>	<b>9.2%</b>	<b>4.2%</b>	<b>5.6%</b>	<b>9.2%</b>	<b>0.7%</b>	<b>100.0%</b>	

### DISTRIBUTION OF TEACHING STAFF

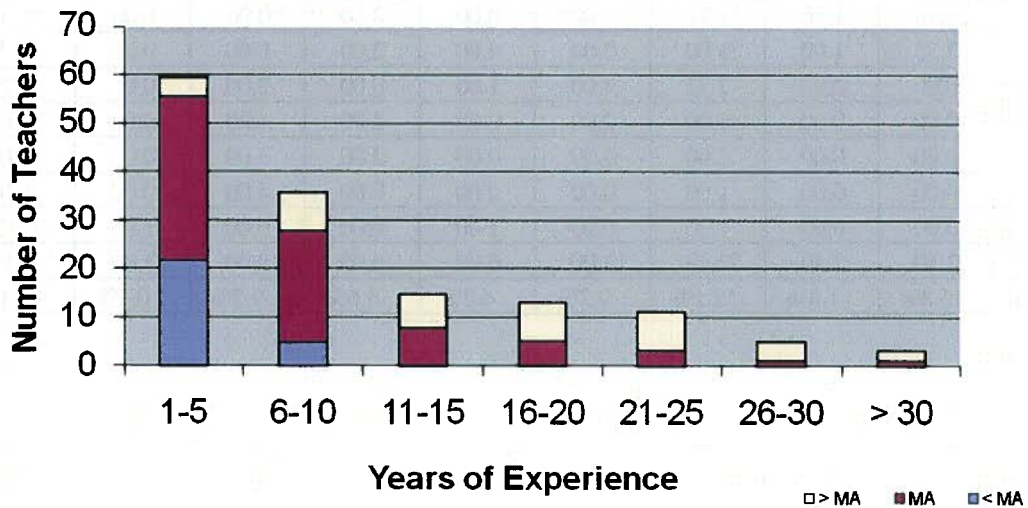
**Breakdown by Degree Held**



**Breakdown by Years of Experience**



**Experience by Degree Level**



**TEACHER EXPERIENCE DETAIL**  
**(Half steps rounded up, based on lane as of 4/10)**

Experience	BA	BA+16	MA	MA+8	MA+16	MA+24	MA+32	PhD	Total
1	1.60		4.00	1.00					6.60
2	3.56		4.00						7.56
3	9.00		12.77			1.00			22.77
4	5.00	0.50	8.00	1.00					14.50
5	1.00	1.00	5.00			1.00			8.00
<b>Subtotal</b>	<b>20.16</b>	<b>1.50</b>	<b>33.77</b>	<b>2.00</b>	<b>0.00</b>	<b>2.00</b>	<b>0.00</b>	<b>0.00</b>	<b>59.43</b>
6	3.00	1.00	6.00						10.00
7			5.50	1.00	1.00				7.50
8			1.50	1.00		1.00			3.50
9			4.00		2.00	1.00			7.00
10	0.73		6.00		1.00				7.73
<b>Subtotal</b>	<b>3.73</b>	<b>1.00</b>	<b>23.00</b>	<b>2.00</b>	<b>4.00</b>	<b>2.00</b>	<b>0.00</b>	<b>0.00</b>	<b>35.73</b>
11			2.00	1.00					3.00
12			1.00				1.00		2.00
13			1.72	1.00	1.00		1.00		4.72
14			2.00						2.00
15			1.00	2.00					3.00
<b>Subtotal</b>	<b>0.00</b>	<b>0.00</b>	<b>7.72</b>	<b>4.00</b>	<b>1.00</b>	<b>0.00</b>	<b>2.00</b>	<b>0.00</b>	<b>14.72</b>
16			2.00	1.00			2.00		5.00
17			2.00			1.00			3.00
18			1.00	1.00			1.00		3.00
19						1.00			1.00
20							1.00		1.00
<b>Subtotal</b>	<b>0.00</b>	<b>0.00</b>	<b>5.00</b>	<b>2.00</b>	<b>0.00</b>	<b>2.00</b>	<b>4.00</b>	<b>0.00</b>	<b>13.00</b>
21									0.00
22			1.00	2.00		1.00	1.00		5.00
23			1.00			1.00			2.00
24				1.00			1.00		2.00
25			1.00				1.00		2.00
<b>Subtotal</b>	<b>0.00</b>	<b>0.00</b>	<b>3.00</b>	<b>3.00</b>	<b>0.00</b>	<b>2.00</b>	<b>3.00</b>	<b>0.00</b>	<b>11.00</b>
26							2.00		2.00
27									0.00
28							1.00		1.00
29							1.00		1.00
30			1.00						1.00
<b>Subtotal</b>	<b>0.00</b>	<b>0.00</b>	<b>1.00</b>	<b>0.00</b>	<b>0.00</b>	<b>0.00</b>	<b>4.00</b>	<b>0.00</b>	<b>5.00</b>
31					1.00				1.00
32			1.00					1.00	2.00
33									0.00
34									0.00
35+									0.00
<b>Subtotal</b>	<b>0.00</b>	<b>0.00</b>	<b>1.00</b>	<b>0.00</b>	<b>1.00</b>	<b>0.00</b>	<b>0.00</b>	<b>1.00</b>	<b>3.00</b>
<b>TOTAL</b>	<b>23.89</b>	<b>2.50</b>	<b>74.49</b>	<b>13.00</b>	<b>6.00</b>	<b>8.00</b>	<b>13.00</b>	<b>1.00</b>	<b>141.88</b>