

## Rescheduled Board Meeting – December 14, 2010

**SUBJECT: ELEMENTARY SCHOOL BOUNDARIES****Overview**

At the October, 2010 meeting, the Board discussed the variance in enrollment between the three K-5 schools and related facility and programming issues. Additional information regarding facility use and possible options for redrawing elementary attendance boundaries is presented below.

**Facility Usage**

The three elementary schools have similar square footage; Jane Stenson is at the low end with 56,440 square feet and Highland is the largest school with 57,485 square feet. However, there are variations in the number of full-sized classrooms and other instructional and office spaces based on the layout of the building and changes made during the course of renovations. Optimally, each building should be able to accommodate three sections of each grade level along with special programs and supporting services.

Room Type	Minimum	Description
Full-Size Classrooms	22	K-5 sections (18), art, music, computer lab, and teachers lounge
Smaller Classroom Spaces	7	Special education (3), gifted, ELL, instrumental music and social work
Offices / Support Services	10	School office, principal, health, psychologist, speech, RtI, conference room, teacher workroom, custodian, and book room
Other instruction	2	Gym and library
Needed per school	41	

In addition, there are several district wide programs that are housed at individual K-5 schools including the ELL Kindergarten, the Special Education Instructional Kindergarten, and an NTDSE class. Currently, the schools are configured as follows:

	Devonshire	Highland	Stenson
Full-Size Classrooms	25	25	24
Smaller Classroom Spaces	5	6	7
Offices / Support Services	9	9	8
Other instruction	2	2	2
Total	41	42	41

While the schools are optimally configured to provide space for three sections at each grade level, Devonshire currently has two grade levels with only two sections and Jane Stenson has one grade level with two sections, while Highland has four sections at two grade levels resulting in elimination of the RtI and conference rooms in exchange for general classroom usage.

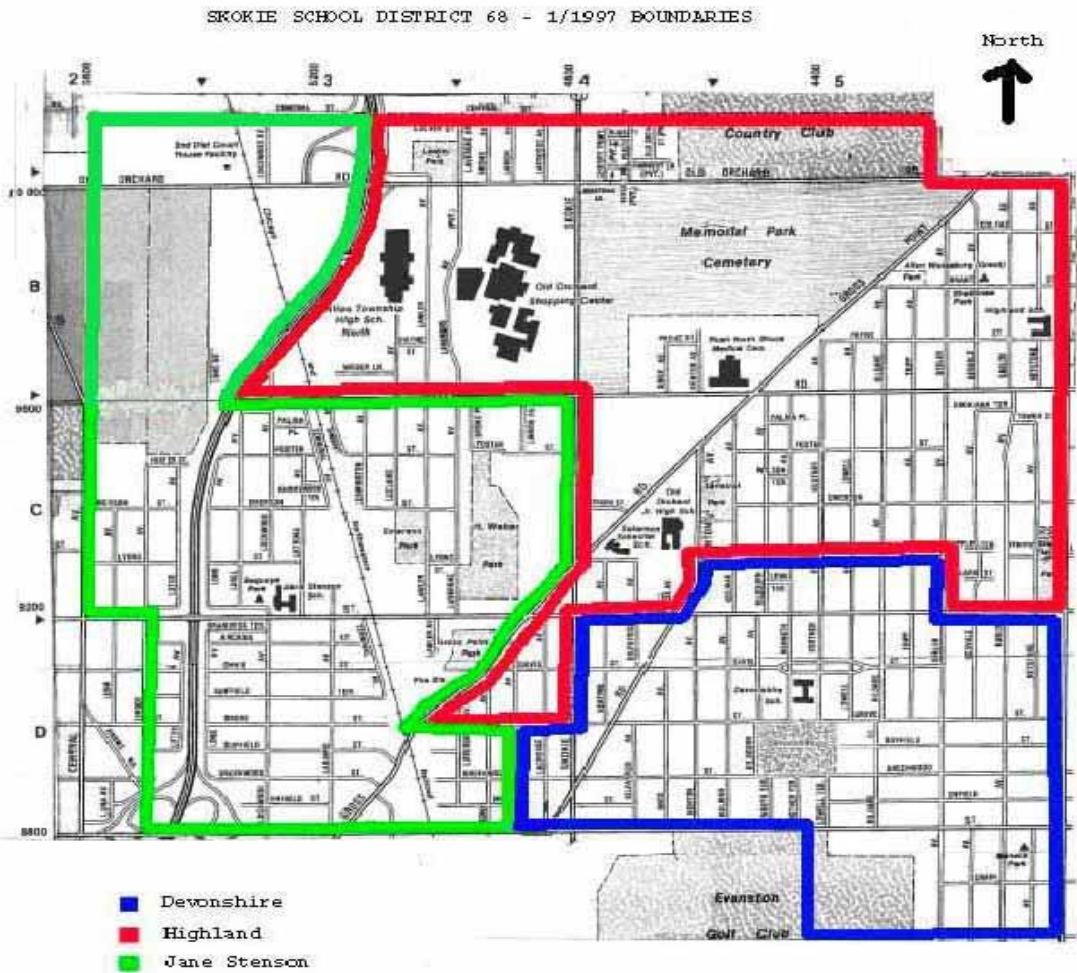
**Enrollment and Demographic Information**

The following table provides information about the current composition of each elementary school by grade level, socioeconomic status, and ethnicity.

Grade	Devonshire	Highland	Stenson
Kdg	51	48	57
1	53	71	65
2	59	56	57
3	44	62	56
4	50	59	53
5	57	79	52
<b>Sub-total</b>	314	375	340
District Programs*		9	17
<b>Total</b>	314	384	357

\* District-wide programs (Instructional Kdg and ELL Kdg)

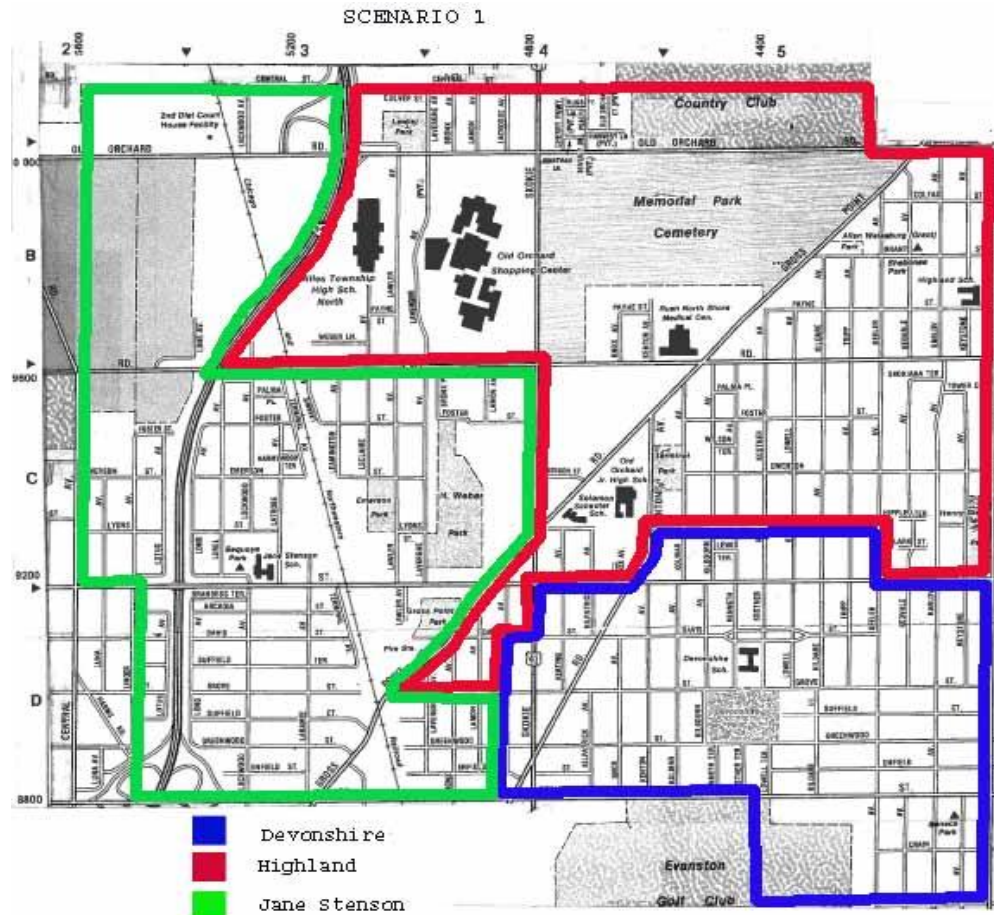
Free/Reduced %	47.1%	47.4%	48.2%
<b>Ethnicity</b>			
American Indian	0.0%	0.0%	0.3%
Asian	27.7%	36.2%	31.4%
Black	12.1%	11.2%	11.2%
Hispanic	11.1%	15.6%	17.9%
White	43.6%	33.3%	33.3%
Mixed Race	5.4%	3.6%	5.9%



In identifying possible areas to move from one school to another, key considerations include proximity to the new attendance center and transportation logistics. Three possible options are provided for discussion. All involve moving a portion of the area bordered by Skokie Boulevard, Dempster Street, and Gross Point Road.

**Option 1**

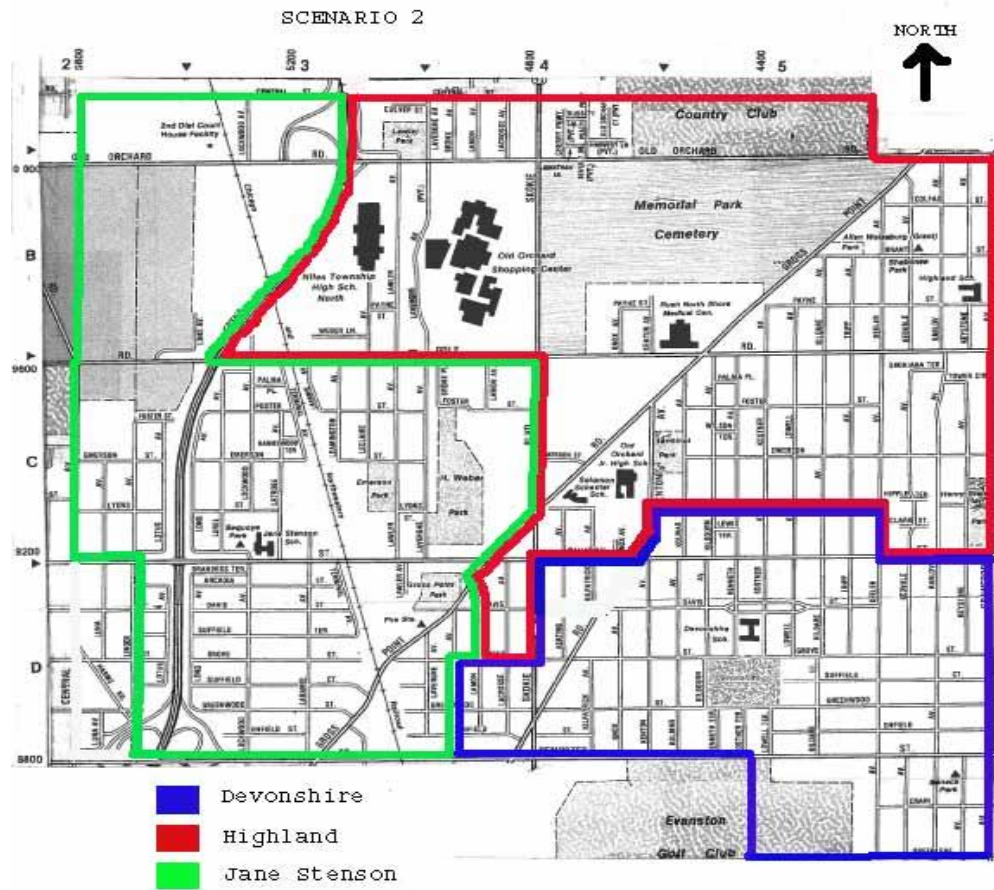
Extend the Devonshire attendance area that is currently on the west side of Skokie Boulevard one block north to Davis Street and relocate the ELL Kindergarten from Stenson to Devonshire.



Grade	Devonshire	Highland	Stenson
Kdg	55	44	57
1	62	62	65
2	63	52	57
3	46	60	56
4	55	54	53
5	60	76	52
<b>Sub-total</b>	<b>341</b>	<b>348</b>	<b>340</b>
District Programs	17	9	0
<b>Total</b>	<b>358</b>	<b>357</b>	<b>340</b>
Free/Reduced %	50.8%	45.7%	46.2%
Ethnicity			
American Indian	0.0%	0.0%	0.3%
Asian	28.2%	36.1%	31.8%
Black	10.9%	11.8%	11.8%
Hispanic	12.8%	14.6%	17.9%
White	43.3%	33.6%	32.1%
Mixed Race	4.7%	3.9%	6.2%

**Option 2**

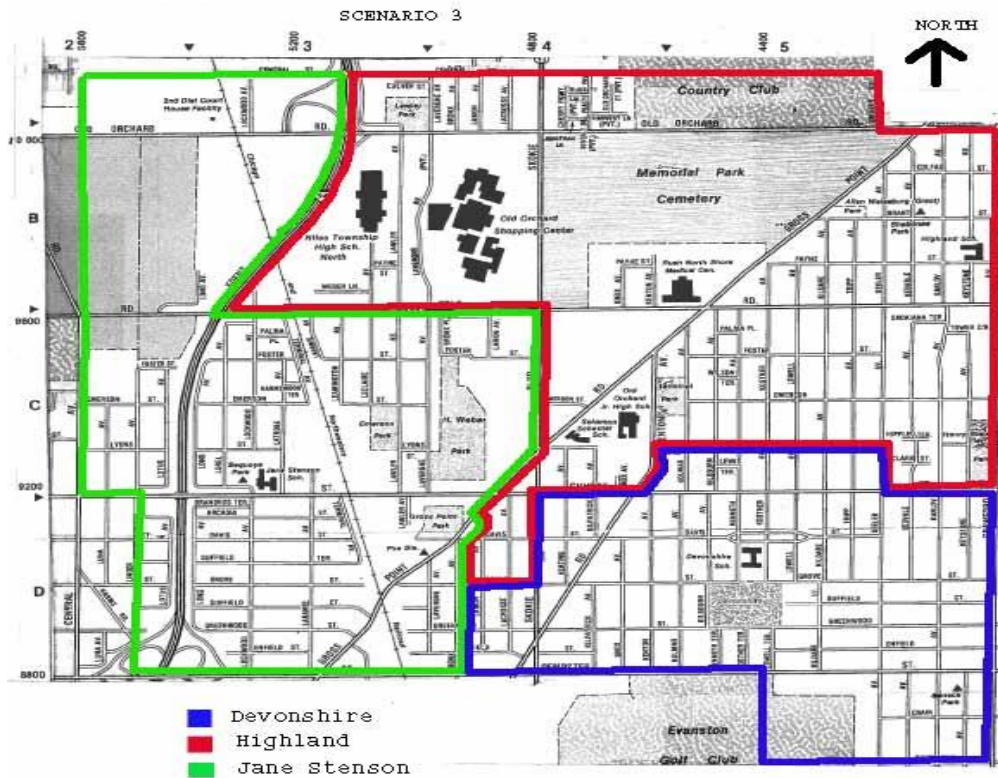
Extend the Devonshire attendance area west to Bronx Avenue, moving that group of students from Jane Stenson and move the portion of the current Highland attendance area bordered by Grove Street, Lamon Avenue, and Gross Point Road into the Jane Stenson attendance area.



Grade	Devonshire	Highland	Stenson
Kdg	58	46	52
1	62	67	60
2	63	49	60
3	52	56	54
4	56	53	53
5	60	72	56
<b>Sub-total</b>	<b>351</b>	<b>343</b>	<b>335</b>
District Programs	0	9	17
<b>Total</b>	<b>351</b>	<b>352</b>	<b>352</b>
Free/Reduced %	51.6%	44.3%	46.9%
Ethnicity			
American Indian	0.0%	0.0%	0.3%
Asian	28.2%	36.6%	31.3%
Black	12.3%	10.2%	11.9%
Hispanic	13.1%	15.3%	16.8%
White	41.3%	34.1%	33.8%
Mixed Race	5.1%	3.7%	6.0%

### Option 3

Extend the Devonshire attendance area west to the alley between Bronx Avenue and Lamont Avenue moving that group of students from Jane Stenson and extend that boundary north from Grove Street to Gross Point Road, relocating students west of that boundary from Highland to Jane Stenson. Relocate the Instructional Kindergarten from the Highland to the Devonshire attendance area.



Grade	Devonshire	Highland	Stenson
Kdg	55	47	54
1	59	68	62
2	62	50	60
3	50	60	52
4	55	53	54
5	58	75	55
<b>Sub-total</b>	<b>339</b>	<b>353</b>	<b>337</b>
District Programs	9	0	17
<b>Total</b>	<b>348</b>	<b>353</b>	<b>354</b>
Free/Reduced %	50.3%	44.8%	47.7%
Ethnicity			
American Indian	0.0%	0.0%	0.3%
Asian	28.2%	36.5%	31.4%
Black	13.8%	10.2%	10.5%
Hispanic	11.8%	15.3%	18.1%
White	41.1%	34.3%	33.9%
Mixed Race	5.2%	3.7%	5.9%